











ORDER OF DRAW BADGE BUDDY

Lab Label Tube Code	Tube Color	Tube Contents/ Tube Type	Inversions
MICBLCLT		Blood Cultures	8-10 Times
RYLBLUE RYLBEDA		Metal Free No Additive Tube	8-10 Times
BLUE		Citrate Tube	3-4 Times
GOLD		Gel Separator Tube	5 Times
RED		Clot Activator Serum Tube	5 Times
DKGNLITH DKGNNA		Heparin No Gel Tube	8-10 Times
GREEN		Heparin With Gel	8-10 Times
LAVENDER LAVCHEM PINK		EDTA Tube	8-10 Times
GRAY		Fluoride (Glucose) Tube	8-10 Times
ACD		ACD Tube	8-10 Times

ORDER OF DRAW BADGE BUDDY

- **When using a butterfly for venipuncture, a discard tube (blue top or a tube with no additive) should be drawn before the sodium citrate tube (blue top)**
The discard tube does not need to be completely filled, only enough space to fill the collection set's "dead space"
- **Completely fill the Sodium Citrate tube to be used for testing to blue fill line.**
- **2 sets of initials are required on all blood bank specimens when a secondary blood bank banding system is not in use.**
- **A collection manual with information about correct specimens and tube types for tests and required volumes can be found on Ochweb: My Work > Departments > Laboratory > Specimen Collection Manual or Job Resources > Portals, Nursing > Lab/Clinical Resources.**
- **Remove tourniquet before drawing lactic acid**



One Inversion